

American workers are happy with their jobs and their bosses

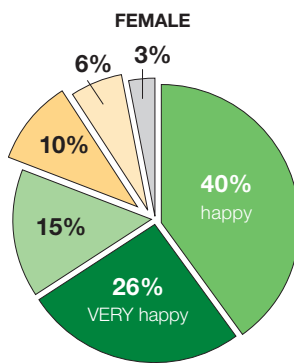
A recent global workforce survey finds that Americans' job satisfaction is currently among world's highest, with nearly two-thirds of U.S. employees reporting that they are either happy or very happy with their current position.

How happy are you with your current/most recent job?

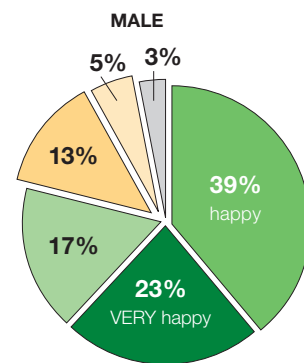
JOB SATISFACTION BY GENDER

Overall, **65% of employees are currently happy or VERY happy** with their current/most recent job.

- = VERY happy
- = happy
- = indifferent
- = unhappy
- = VERY unhappy
- = N/A



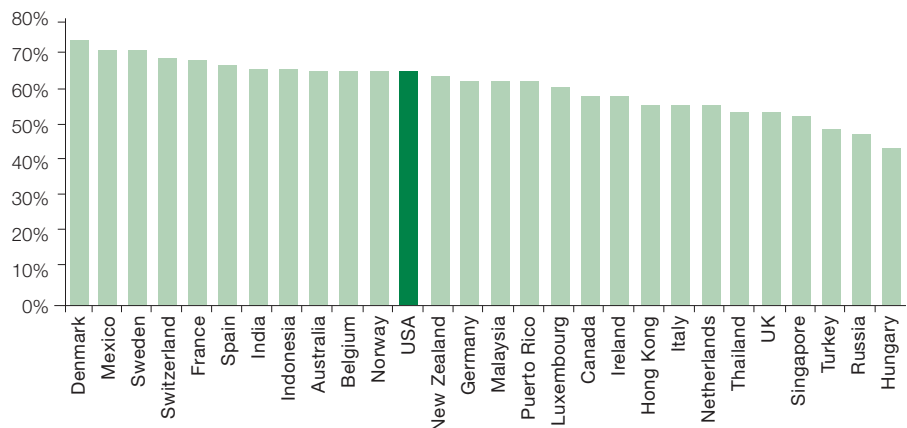
66% of females interviewed are happy or VERY happy with their current/most recent job.



62% of males happy or VERY happy with their current/most recent job.

JOB SATISFACTION BY REGION

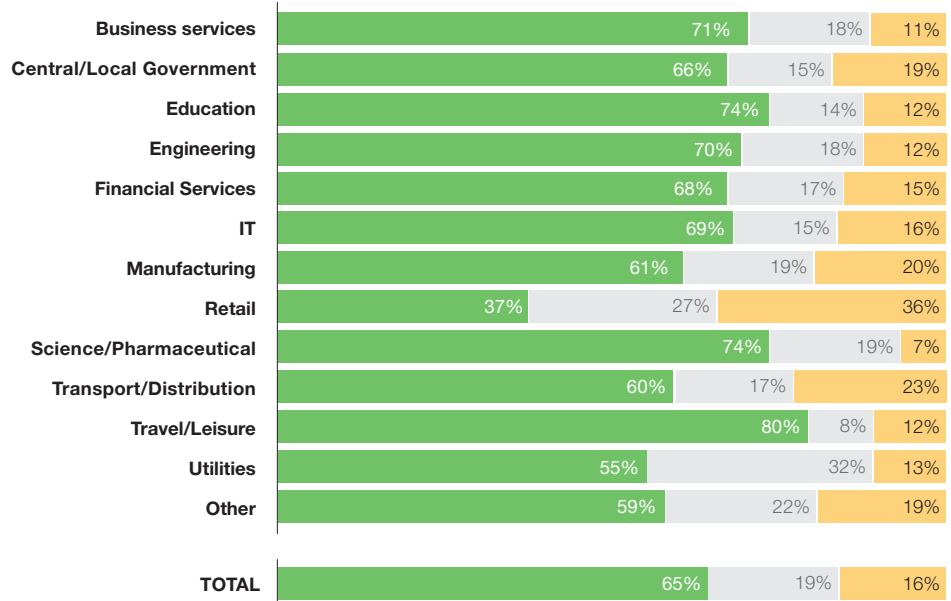
U.S. Job satisfaction is ranked at 65% — only slightly behind that of the highest ranked nations.



JOB SATISFACTION BY INDUSTRY

Among the U.S. workers surveyed, those happiest in their jobs were in the **Travel/Leisure, Education, Science/Pharmaceutical, Business Services and Engineering industries.**

- = VERY happy, happy
- = indifferent, N/A
- = unhappy, VERY unhappy

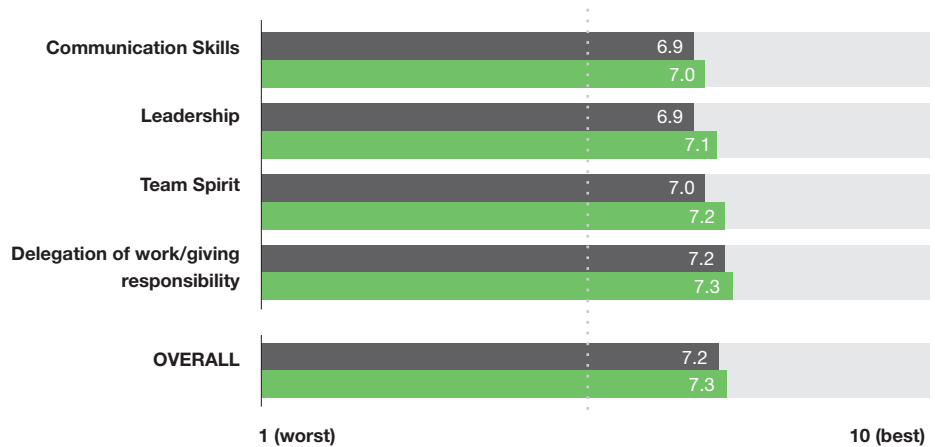


How would you rate your current/most recent employer?

EMPLOYER RATINGS BY SKILL SET (on a scale of 1 to 10)

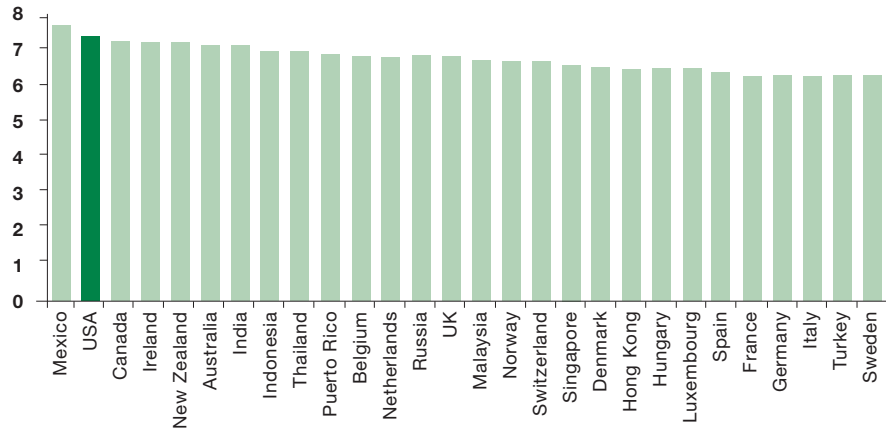
Ranking their employers on a 10 point scale, U.S. workers felt their bosses were **best at delegating effectively and weakest at communication skills.**

- = males
- = females



EMPLOYER RATINGS BY REGION

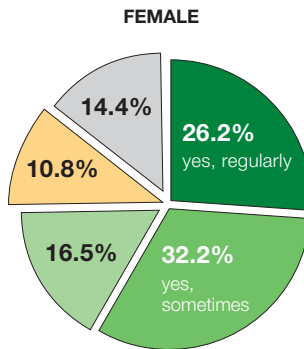
Asked to rate their bosses on a 10-point scale, the **American workers gave their bosses a respectable 7.3**, on average – second only to the scores of Mexico.



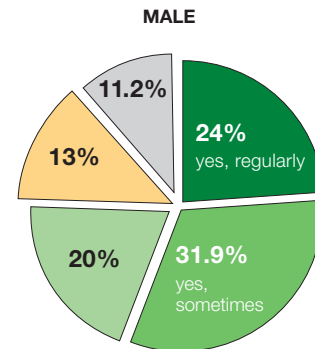
EMPLOYEE REWARDS BY GENDER

Overall, 58% of **U.S. workers report that they are rewarded** for a job well done, while 29% said they are rarely or never rewarded.

- = Yes, regularly
- = Yes, sometimes
- = Rarely
- = Never
- = N/A



58.4% of females interviewed say that they are rewarded for a job well done.

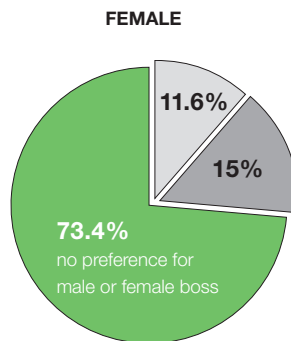


55.9% of males interviewed say that they are rewarded for a job well done.

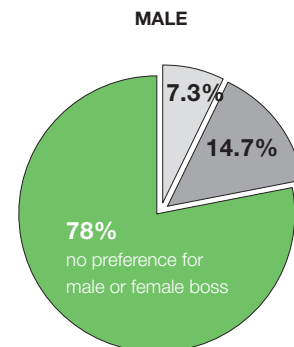
WHO MAKES A BETTER BOSS?

The vast majority (75%) of U.S. workers said that **gender makes no difference in determining a better boss.**

- = prefers female boss
- = prefers male boss
- = no preference for male or female boss



73.4% of females interviewed have no preference for a male or female boss.



78% of males interviewed have no preference for a male or female boss.